Oxford Cambridge and RSA

Friday 16 May 2025 – Morning

A Level Psychology

H567/01 Research methods

Time allowed: 2 hours

You must have:
- a ruler (cm/mm)
- a scientific or graphical calculator

Please write clearly in black ink. **Do not write in the barcodes.**

Centre number | | | | | | Candidate number | | | | |

First name(s) _____

Last name _____

INSTRUCTIONS
- Use black ink. You can use an HB pencil, but only for graphs and diagrams.
- Write your answer to each question in the space provided. If you need extra space use the lined pages at the end of this booklet. The question numbers must be clearly shown.
- Answer **all** the questions.

INFORMATION
- The total mark for this paper is **90**.
- The marks for each question are shown in brackets **[ ]**.
- Quality of extended response will be assessed in questions marked with an asterisk (*).
- This document has **24** pages.

ADVICE
- Read each question carefully before you start your answer.

© OCR 2025 [601/5122/5]
DC (ST/CT) 339815/6
OCR is an exempt Charity

Section A

Multiple Choice

For each question write the letter in the box.

1 In which type of observation are the participants **aware** they are being watched/studied?

A controlled

B covert

C naturalistic

D overt

Your answer ☐ **[1]**

2 Which symbol means 'much greater than'?

A $<$

B $<<$

C $>$

D $>>$

Your answer ☐ **[1]**

3 A study investigated if there was a difference in memory for a list of 30 words. The same participants were assessed at 9am and again at 9pm. Memory was measured as a score out of 30.

Which inferential statistical test would be used to analyse the data from this study?

A Binomial Sign test

B Chi-square

C Mann-Whitney U test

D Wilcoxon Signed Ranks test

Your answer ☐ **[1]**

© OCR 2025

4 Which scatter diagram displays no correlation?

A scatter diagram **A**

B scatter diagram **B**

C scatter diagram **C**

D scatter diagram **D**

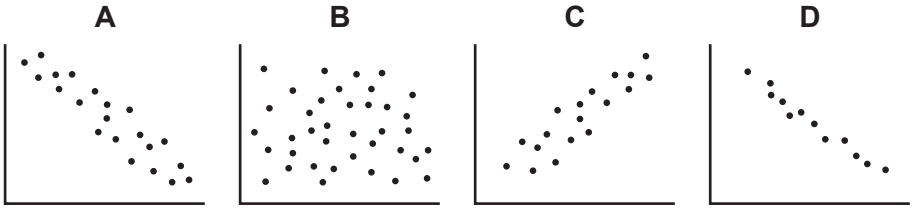

Your answer ☐ **[1]**

5 Which section of a practical report would **not** include details of any findings?

A abstract

B discussion

C method

D results

Your answer ☐ **[1]**

6 Which of these is an ethical consideration that involves telling participants about details of the study after they have participated?

A confidentiality

B debrief

C informed consent

D withdrawal

Your answer ☐ **[1]**

© OCR 2025

7 What does **N** refer to in this table of critical values for the Mann-Whitney U test?

	N_2	**5**	**6**	**7**	**8**	**9**	**10**	**11**	**12**	**13**	**14**	**15**
N_1												
5		2	3	5	6	7	8	9	11	12	13	14
6		3	5	6	8	10	11	13	14	16	17	19
7		5	6	8	10	12	14	16	18	20	22	24
8		6	8	10	13	15	17	19	22	24	26	29
9		7	10	12	15	17	20	23	26	28	31	34
10		8	11	14	17	20	26	26	29	33	36	39
11		9	13	16	19	23	20	30	33	37	40	44
12		11	14	18	22	26	29	33	37	41	45	49
13		12	16	20	24	28	33	37	41	45	50	54
14		13	17	22	26	31	36	40	45	50	55	59
15		14	19	24	29	34	39	44	49	54	59	64

A degrees of freedom

B direction of hypothesis

C number of participants

D probability level

Your answer ☐ **[1]**

© OCR 2025

8 Calculate the range for the following data set.

Participant	Number of correct answers on test out of 10
1	7
2	6
3	4
4	7
5	6
6	3
7	5
8	7
9	8
10	4

A 5

B 7

C 9

D 10

Your answer ☐ **[1]**

9 Which of these core studies involved the use of secondary data?

A Freud (1909) Little Hans

B Grant et al. (1998) Context-dependent memory

C Loftus and Palmer (1974) Eyewitness testimony

D Moray (1959) Auditory attention

Your answer ☐ **[1]**

© OCR 2025

10 Which of these core studies reported on the average score of a cognitive ability?

A Blakemore and Cooper (1970) Impact of early visual experience

B Bocchiaro et al. (2012) Disobedience and whistle-blowing

C Chaney et al. (2004) Funhaler study

D Gould (1982) A nation of morons – Bias in IQ testing

Your answer ☐ **[1]**

11 If the variance of a set of data from 10 participants is 33.64, what is the standard deviation?

A 3.4

B 5.8

C 58

D 336.4

Your answer ☐ **[1]**

© OCR 2025

12 Use the data in the graph to identify the concentration score at 10:00am.

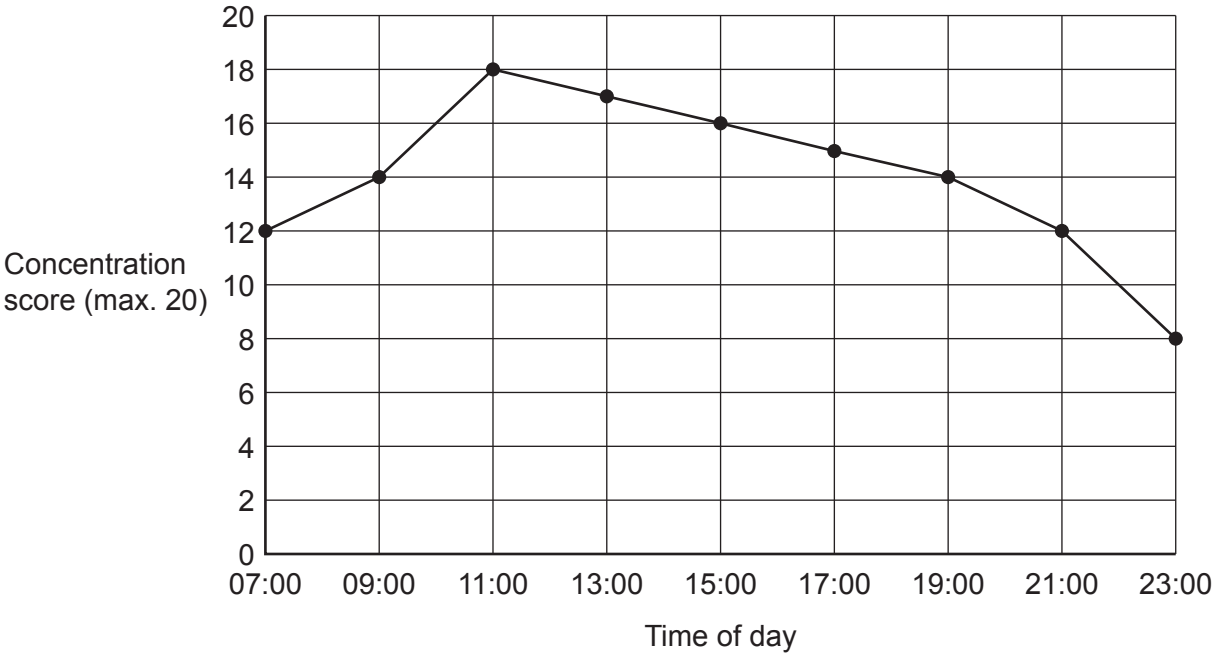

A 15

B 16

C 17

D 18

Your answer ☐ **[1]**

13 Which part of the research design process does the following question relate to?

'What effect does social media have on your mind?'

A the aim

B the hypothesis

C the proposal

D the research question

Your answer ☐ **[1]**

© OCR 2025

14 Which of these is the correct way to reference Milgram's (1963) study of obedience using the Harvard system?

A Milgram, S. (1963) Behavioral study of obedience *Journal of Abnormal and Social Psychology*, 67, (4), 371–8

B Milgram, S. Behavioral study of obedience (1963) *Journal of Abnormal and Social Psychology*, 67, (4), 371–8

C S. Milgram, (1963) Behavioral study of obedience *Journal of Abnormal and Social Psychology*, 67, (4), 371–8

D S. Milgram, Behavioral study of obedience (1963) *Journal of Abnormal and Social Psychology*, 67, (4), 371–8

Your answer ☐ **[1]**

15 Which type of validity refers to research that appears to be studying/measuring what it claims to be?

A criterion

B ecological

C face

D population

Your answer ☐ **[1]**

16 When report writing, how are the details of previous researchers' work recorded in the references section?

A alphabetically by researcher's surname

B date order (with the most recent publication first)

C most frequently cited research presented first

D relevance to the research being reported (with most relevant first)

Your answer ☐ **[1]**

© OCR 2025

17 Which of these is a feature of unstructured interviews?

A it has to include semantic differential scales

B it has topics to cover rather than fixed questions

C only closed questions are used

D participants are chosen randomly

Your answer ☐ **[1]**

18 Which of these is a key characteristic of a field experiment?

A it has a naturally occurring independent variable

B it has more than one dependent variable

C it takes place in a natural setting

D it takes place outdoors

Your answer ☐ **[1]**

19 From Bandura et al.'s (1961) study into transmission of aggression:

(a) Which variables did the researchers correlate to check inter-rater reliability?

A aggression scores of girls and boys

B number of aggressive acts by models and children

C number of observers and number of aggressive acts observed

D ratings of aggression by two observers

Your answer ☐ **[1]**

(b) How was the setting controlled in the final observation room?

A the children observed the same model

B the children were only allowed to play for 2 minutes

C the observers stood in the same place in the room

D the toys were placed in the same position for each participant

Your answer ☐ **[1]**

© OCR 2025

Section B

Research design and response

Um, erm and ah

Disfluencies are disruptions in the flow of spoken language, including stuttering and hesitations, such as ‘um’, ‘erm’ and ‘ah’. These often indicate emotions, such as feelings of anxiety and distress. A psychologist wants to investigate this further by conducting a correlation study to see if there is a relationship between the disfluencies a person makes and how anxious they feel while making a public speech.

20 Write a null hypothesis for this study.

.....

.....

.....

.....

.....

..... **[3]**

21* Explain how you would conduct a correlation study to investigate if there is a relationship between the disfluencies a person makes and how anxious they feel while making a public speech. Justify your decisions as part of your explanation.

You must refer to:

- how you would use self-selected sampling to obtain participants for the study
- how you would operationalise the variable ‘disfluencies’
- how you would operationalise the variable ‘anxiety’
- the control of **one** extraneous variable.

You should use your own experience of practical activities to inform your response. **[15]**

.....

.....

.....

.....

.....

.....

.....

© OCR 2025

© OCR 2025

© OCR 2025

22 Outline **one** strength and **one** weakness of conducting this study using the correlation technique.

.....

.....

.....

.....

.....

.....

.....

.....

.....

.....

.....

.....

.....

..... **[6]**

23 Outline **one** weakness of using self-selected sampling in this study.

.....

.....

.....

.....

.....

.....

..... **[3]**

© OCR 2025

24 Outline **one** ethical consideration that could be taken into account in this study.

.....

.....

.....

.....

.....

..... **[2]**

25 Outline **two** ways the validity of the data collected in this study could have been affected.

1 .....

.....

.....

.....

.....

.....

.....

2 .....

.....

.....

.....

.....

.....

.....

[6]

© OCR 2025

BLANK PAGE

PLEASE DO NOT WRITE ON THIS PAGE

Turn over for the next question

© OCR 2025

Section C

Data analysis and interpretation

Stress

Stress can affect everyone, but not always in the same way and it is not always caused by the same thing.

A psychologist conducted a study of 120 people (60 males, 60 females) aged 16 to 65 using the self-report method to investigate people's experience of stress.

Some of the data collected is presented in **Table 1** and **Table 2**.

Table 1

Number of times each category was selected when asked **'Which one of the following do you find the most stressful?'**				
health	finances	relationships	work	family
33	24	12	42	9

Table 2

Number of 'yes' and 'no' responses when asked **'Do you think stress can be a good thing?'**		
	Yes	**No**
Males	32	28
Females	14	46

© OCR 2025

26

(a) Sketch a fully labelled pie chart showing the data displayed in **Table 1**. **[4]**



(b) Outline **two** conclusions from the data presented in this pie chart.

1 .....

.....

.....

.....

.....

.....

.....

2 .....

.....

.....

.....

.....

.....

.....

[6]

© OCR 2025

27 Use the data in **Table 2** to calculate the percentage of people who answered 'yes' to the question 'Do you think stress can be a good thing?'
Show your working.
Write your answer to **two** significant figures.

Table 2

Number of 'yes' and 'no' responses when asked 'Do you think stress can be a good thing?'		
	Yes	**No**
Males	32	28
Females	14	46

.....

.....

.....

.....

.....

..... **[3]**

28
(a) Outline **one** reason why the Chi-square test would be the appropriate inferential statistical test to analyse the data in **Table 2**.

.....

.....

.....

..... **[2]**

© OCR 2025

(b) **Table 3** shows the data from Table 2 with expected frequencies (E values) provided in bold and in brackets.

Table 3

Number of 'yes' and 'no' responses when asked **'Do you think stress can be a good thing?'**		
	Yes	**No**
Males	32 **(23)**	28 **(37)**
Females	14 **(23)**	46 **(37)**

Formula for Chi-Square test

$$\chi^2 = \sum \frac{(O-E)^2}{E}$$

Use the formula provided to calculate the value of Chi-square for this data.
Use **two** decimal places for all calculations.
Show your working.

.....

.....

.....

.....

.....

.....

.....

.....

.....

.....

.....

..... **[5]**

© OCR 2025

(c) Explain what $p<0.05$ would mean as part of the significance statement for the analysis of this data.

.....

.....

.....

.....

.....

.....

..... **[3]**

29

(a) Outline **one** way that using a self-report method **increases** the reliability of the data collected in this study.

.....

.....

.....

.....

.....

.....

..... **[3]**

(b) Outline **one** way that using a self-report method **decreases** the reliability of the data collected in this study.

.....

.....

.....

.....

.....

.....

..... **[3]**

© OCR 2025

30 Outline **one** strength and **one** weakness of using nominal data in this study.

.....

.....

.....

.....

.....

.....

.....

.....

.....

.....

.....

.....

.....

..... **[6]**

END OF QUESTION PAPER

© OCR 2025

EXTRA ANSWER SPACE

If you need extra space use these lined pages. You must write the question numbers clearly in the margin.

© OCR 2025

© OCR 2025

OCR
Oxford Cambridge and RSA

Copyright Information

OCR is committed to seeking permission to reproduce all third-party content that it uses in its assessment materials. OCR has attempted to identify and contact all copyright holders whose work is used in this paper. To avoid the issue of disclosure of answer-related information to candidates, all copyright acknowledgements are reproduced in the OCR Copyright Acknowledgements Booklet. This is produced for each series of examinations and is freely available to download from our public website (www.ocr.org.uk) after the live examination series.

If OCR has unwittingly failed to correctly acknowledge or clear any third-party content in this assessment material, OCR will be happy to correct its mistake at the earliest possible opportunity.

For queries or further information please contact The OCR Copyright Team, The Triangle Building, Shaftesbury Road, Cambridge CB2 8EA.

OCR is part of Cambridge University Press & Assessment, which is itself a department of the University of Cambridge.

© OCR 2025